

External Outdoor Antenna for 2.4GHz Application

Pulse Part Number: W5001, W5010 and W5011



Features

- Antenna size W5001: 18.2x128.05 mm
W5010: $\varnothing 10 \times 130.09$ mm
W5011: $\varnothing 10 \times 130.09$ mm
- Ingress Protection IP65
- UV protection
- RoHS Compliant Product
- Connector Type W5001: Fixed right angle RP-SMA
(Male Body, Female Pin)
W5010: Straight RP-SMA
(Male Body, Female Pin)
W5011: Straight RP-SMA
(Male Body, Male Pin)

Applications

- Zigbee 802.15, ISM 2.4GHz
- Metering, Security, M2M Applications

Part Numbers:

P/N	Connector
W5001	Fixed Right Angle RP- SMA(Male)
W5010 W5011	Straight RP-SMA(Male) Straight SMA (Male)

Electrical specifications @ +25 °C

W5001, W5010 and W5011 Typical free space performance

Frequency Range [MHz]	Max Gain [dBi]	Efficiency [%] / [dB]	Return loss min. [dB]	Impedance [Ω]	Operating Temperature [°C]
2400 - 2500	1.5	70/-1.5	-10	50	-40 to +85

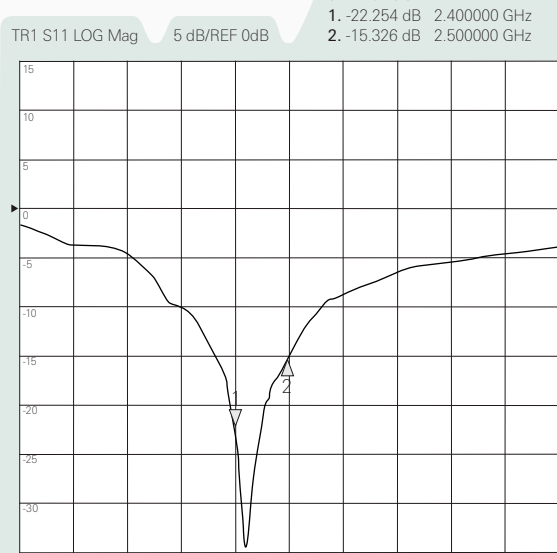
External Outdoor Antenna for 2.4GHz Application

Pulse Part Number: W5001, W5010 and W5011

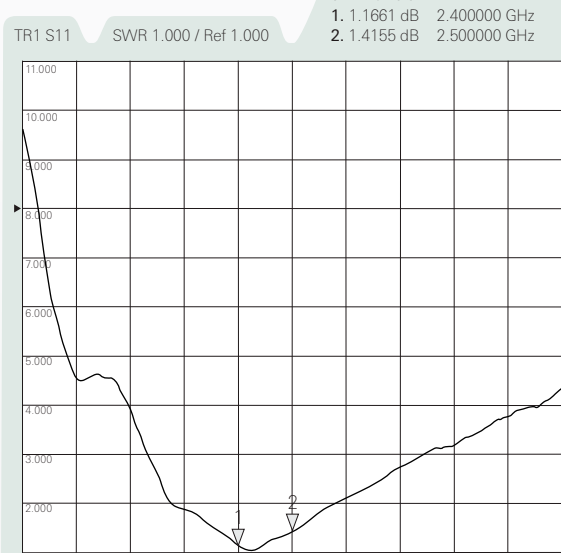
Typical Electrical Characteristics (free space, T=25 °C)

Typical Return Loss S11/ VSWR

W5001/W5010/W5011



W5001/W5010/W5011



Free Space Total Field Maximum Gain

Total Filed Peak Gain

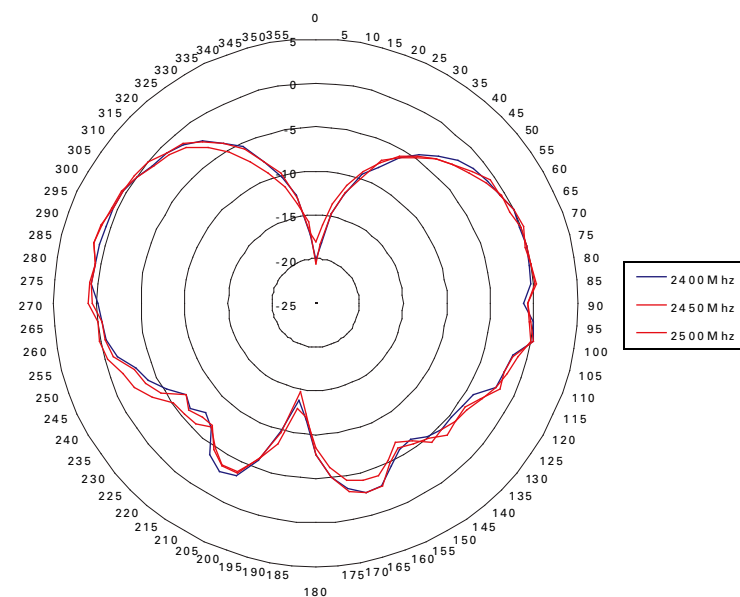


External Outdoor Antenna for 2.4GHz Application

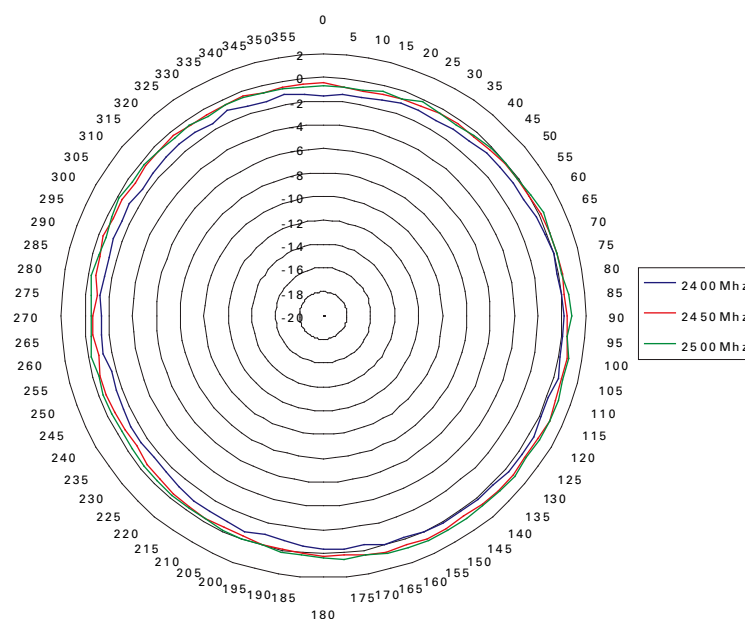
Pulse Part Number: W5001, W5010 and W5011

Typical Free space Radiation Patterns

E Plane Radiation Pattern



H Plane Radiation Pattern

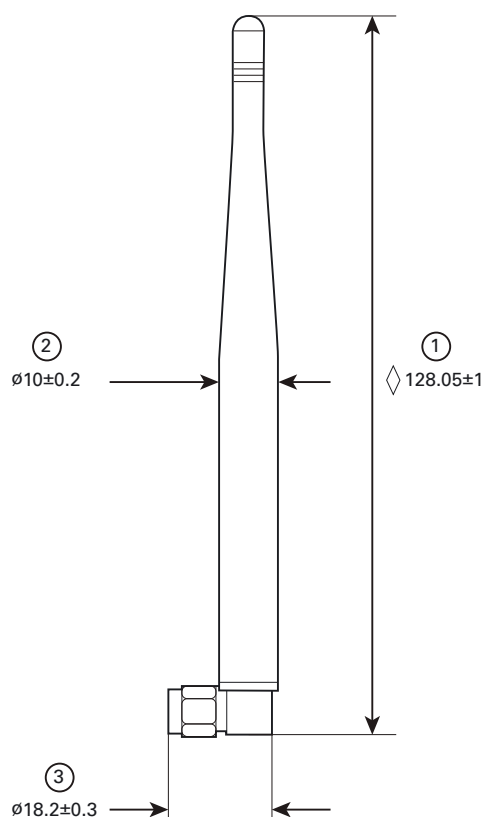


External Outdoor Antenna for 2.4GHz Application

Pulse Part Number: W5001, W5010 and W5011

Connector Configuration

W5001



W5010 & W5011

